

Locos Under Monitoring

Locos performance is monitored regularly by the user, either they are in shed or out of shed. The details captured while monitoring the Locos are recorded in this section.

a. Add Locos Under Monitoring:

- Click on "Locos" side menu and select "Locos Under Monitoring" navigation menu.
- "Managing Locos under monitoring" page is displayed with "[Add Locos Under Monitoring](#)" link.

Managing Locos Under Monitoring -


- Click on "[Add Locos Under Monitoring](#)" link, user is navigated to "Add Locos Under Monitoring" page.

Delete	S.No	Loco	Section	Type	Date	Train	Location	Reason
	1	30347	M3HR	Locos Under Monitoring	30/08/2022	17032	GZB	under monitoring

Add Locos Under Monitoring -

- Fill in all the mandatory fields.
- Click on button to add the details.
- Click on button to delete the added details in order to add the new information.
- Click on button, user receives the message as "Saved successfully" and the record is saved.

b. View Locos Under Monitoring:





- Select the Type, Loco and Section in "Managing Locos Under Monitoring" page to view the 'Locos Under Monitoring' records.
- Click on  button to view the records in tabular format.

Managing Locos Under Monitoring

[Add Loco Under Monitoring](#)

Type: Loco: Section:

Showing 17 Records Out of 17

S.No	Loco	Section	Type	Date	Train No	Sch Due	Location/Division	Remarks	Edit	Delete
1	30347	M3HR	LUM	30/08/2022	17032	04/10/2022	GZB	under monitoring	Edit	
2	30517	cbc screw coupling	LUM	04/05/2022	KQR/DHN	13/07/2022	KQR/DHN	UST O/DUE FROM 23.05.22, IC O/DUE FROM 28.05.22.	Edit	
3	30463	cbc screw coupling	LUM	01/08/2022	WKG.18477		ON LINE	UST DUE ON 22.08.22, IB DUE ON 10.09.22.	Edit	
4	30513	cbc screw coupling	LUM	01/08/2022	WKG.18426 LINK	30/04/2022	ON LINE	UST DUE ON 02.09.22, IC DUE ON 05.09.22.	Edit	

Managing Locos Under Monitoring -

c. Update Locos Under Monitoring:




- Click on "[Edit](#)" link in "Managing Locos Under Monitoring" page to update the records.
- Application allows the user to update the date, train No, Location and Remarks.
- Click on "[Update](#)" link to update the records, user receives "Updated successfully" message and the records gets updated.
- Click on "[Cancel](#)" link to cancel updating the records.

Managing Locos Under Monitoring


[Add Loco Under Monitoring](#)

Type: Loco: Section:

Showing 17 Records Out of 17

S.No	Loco	Section	Type	Date	Train No	Sch Due	Location/Division	Remarks	Edit	Delete
1	30347	M3HR	LUM	<input type="text" value="30/08/2022"/>	<input type="text" value="17032"/>	04/10/2022	<input type="text" value="GZB"/>	<input type="text" value="under monitoring"/>	Update Cancel	
2	30517	cbc screw coupling	LUM	04/05/2022	KQR/DHN	13/07/2022	KQR/DHN	UST O/DUE FROM 23.05.22, IC O/DUE FROM 28.05.22.	Edit	
3	30463	cbc screw coupling	LUM	01/08/2022	WKG.18477		ON LINE	UST DUE ON 22.08.22, IB DUE ON 10.09.22.	Edit	

d. Delete Locos Under Monitoring:

- Click on  button in "Managing Locos Under Monitoring" page to delete the records.
- Confirmation message is displayed, on clicking button, records are deleted permanently.